




Recycling: Background & Status from EPA R4 Perspective

Rhonda J. Rollins, EPA Region 4

"What gets measured gets managed." - Lord Kelvin



EPA's SMM Strategic Plan 2017-2022




The Built Environment



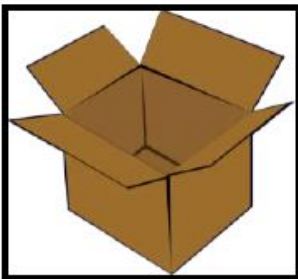
Sustainable Electronics Management



Sustainable Management of Food



Measurement



Sustainable Packaging



International Efforts



Measurement Snapshot (2016)

- Template Participation: For 2016 Data: 37 States + DC
- R4 States represent 20% of the US population (~65M)
- In 2016, R4 States reported they disposed of **58 million** tons of MSW, recycled **20 million** tons, composted 1.4 million tons of organics.
- Created about 40,806 jobs, and Region's estimated economic net benefit of **\$3.6 billion**
- 4 States have 29 Pay as You Throw programs (GA, KY, NC, TN)
- Households served by Curbside Programs: 8.1 million (NC, KY, FL)
- Nationally, that's **\$12.7 BILLION** benefit & >135,000 jobs

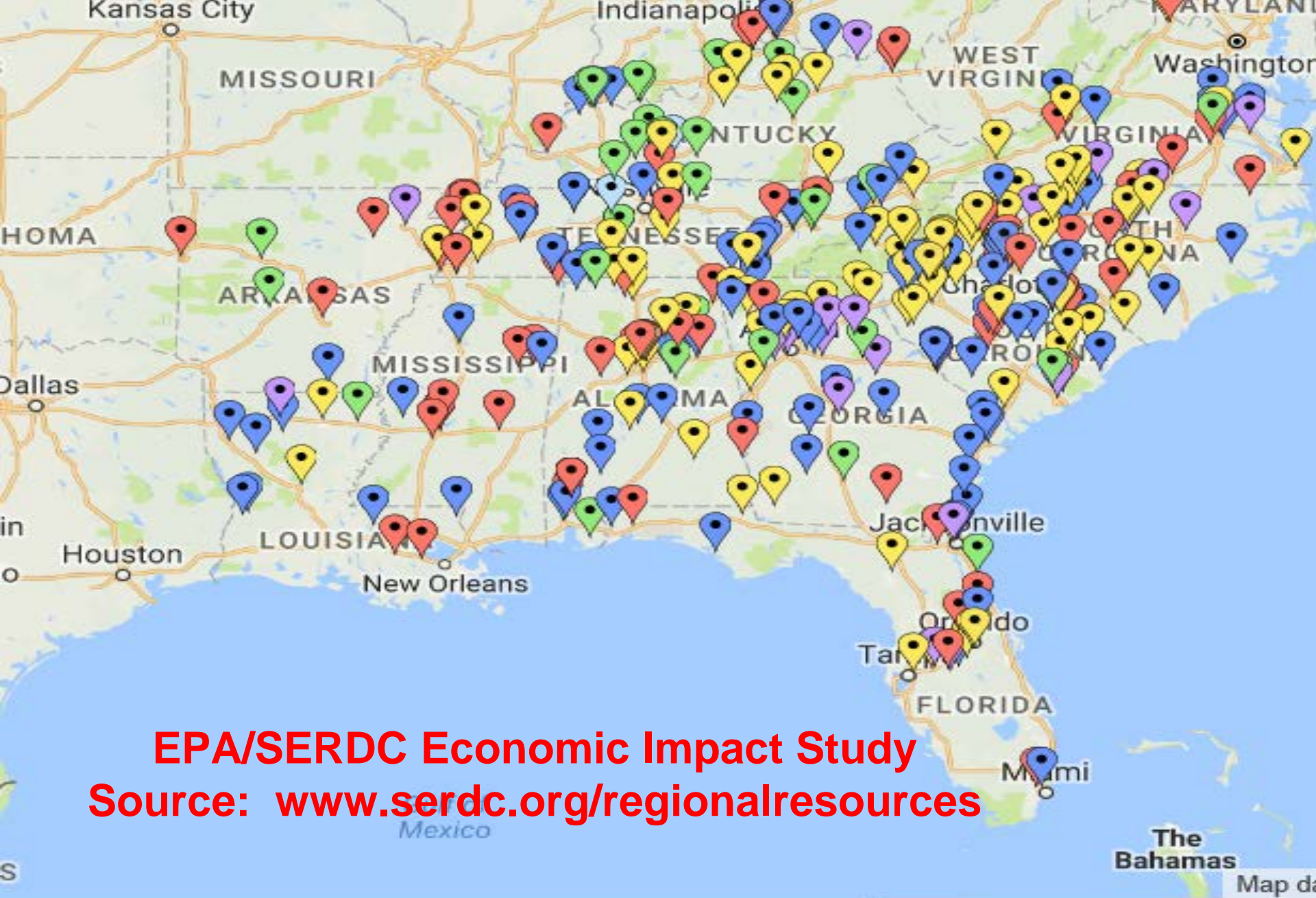


Southeast Region – Market Demand for Recyclables from Mfrs.



State	Manufacturers	Jobs	Total Annual Sales
Alabama	42	17,350	\$ 7,838,028,050
Arkansas	12	5,420	\$ 1,710,190,000
Florida	28	4,884	\$ 1,328,083,720
Georgia	49	13,151	\$ 7,180,349,710
Kentucky	41	11,232	\$ 5,171,108,970
Louisiana	13	4,887	\$ 1,146,008,370
Mississippi	11	1,971	\$ 1,946,893,210
North Carolina	60	14,142	\$ 4,077,868,590
South Carolina	47	10,442	\$ 5,562,649,580
Tennessee	40	7,730	\$ 4,412,814,900
Virginia	19	6,759	\$ 2,782,619,720
Total	362	97,968	\$43,156,614,820





EPA/SERDC Economic Impact Study
Source: www.serdc.org/regionalresources



www.serdc.org/maps

Arkansas Glass Container Corp.

516 W. Johnson Ave. Jonesboro, AR
72403

Commodity: Glass

Manufactured Products: A variety of glass
containers for food, beverage

Annual Sales: 38,000,000

Annual Sales Range: E. \$25MM - \$50MM

Total Employees: 275

Updated from 2010 or new entry?: Updated
from 2010

SERDC State: Arkansas



Map data ©



Market Demand Stats

- KW Plastics – Troy, AL – World's Largest recycler HPDE/PP – Plastics from Alabama only run plant for ~ 2 days, import the rest.
- ~ 27 million tons must be recycled to reach FL's 75% recycling goal.
- GA - 2nd largest infrastructure in U.S. to utilize recovered material.
- Play Mart, Summerset, KY mfrs playground equipment from 80-95% recycled HDPE. ~ 1/3 of the needed milk jugs come from within 500 miles
- Nucor Steel, Flowood, MS purchases \pm 30% of their material from the scrap yard next door to the mill.
- Clear Path Recycling, Fayetteville, NC - largest PET recycling plant in N.A.
- In the past 5 years, SC's recycling industry announced \$1.1 Billion in capital investment & creation >2,500 jobs.
- TN – Launched online Materials Marketplace – Over 115 TN companies have joined.



Source: SERDC 2016 Demand Map Postcards & TN

Cost Savings - Examples



- Orange Co. Health Dept. (FL) assessed wastes and eliminated 2 dumpsters, replaced with recycling- saving about \$260/month
- City of North Port, FL – 10,465 tons, net benefit \$378,000 (2016)
- Pasco Co., Florida - K-12 Schools – ~2,100 tons, saved \$978,000 (2017)
- One Bush Street, San Francisco – Office Building recycling/composting programs – Annual savings = \$24,000
- FedEx, Memphis diverted over 11,000 tons, saved \$15 million (2016)
- Mannington Mills-Calhoun, GA – (constr/eng.) – 1,800 tons, saved \$932,000 (2016)
- Rooms to Go (Atlanta, GA) - prevented/recycled over 35,0000 tons (mostly wood, cardboard, paper) – netting \$6.9 million (2017)
- Texas Army National Guard, Austin, TX, diverted 3,506 tons of MSW and Construction and Demolition (C&D), saved \$157,849 (2015)





Thank you!

Rollins.Rhonda@epa.gov

404-562-8664

